

**Sumitomo Machinery Corp. of America
Headquarters & Manufacturing**

4200 Holland Boulevard
Chesapeake, VA 23323
Tel: 757-485-3355
Fax: 757-485-7490

www.sumitomodrive.com
E-mail: customer@suminet.com

World Headquarters

Japan

Canada

Toronto
Vancouver
Montreal

Mexico

Monterrey
Mexico City
Guadalajara

Central & South America

Argentina
Brazil
Chile
Colombia
Guatemala

Europe

Austria
Belgium
France
Germany
Italy
Spain
Sweden
United Kingdom

Asia

China
Hong Kong
Indonesia
Korea
Malaysia
Philippines
Singapore
Taiwan
Thailand
Vietnam


Other Locations

Australia
India
New Zealand

www.sumitomodrive.com

Sumitomo Screw Conveyor Drive Options


Screw conveyor options in right angle and offset parallel designs



Cyclo® Bevel Buddybox (BBB) 4 Series

A right-angle option for screw conveyor drives allows for maximum mounting flexibility. Our smaller size (3A100 - 3B125) Cyclo® BBB4 Screw Conveyor Drives as standard require limited maintenance, with available "no maintenance" options. Quill input and standard C-Face designs are also available. There are also no V-belt drives or associated guards to maintain, replace or cause safety hazards. *


Power 1/8 to 60 HP
Ratio 11:1 to 26,000:1 (and greater)



Cyclo® Helical Buddybox (HBB)

Utilizing the Cyclo reducer mechanism in an offset-parallel design-- Sumitomo offers screw conveyor options with C-Face designs. Smaller sizes (Z6090 - B6125) as standard require limited maintenance, with available "no maintenance" options. There are also no V-belt drives or associated guards to maintain, replace or cause safety hazards. *

Power 1/8 to 40 HP
Ratio 11:1 to 26,000:1 (and greater)



Helical Shaft Mount (HSM)

Screw Conveyor Drive Option available for sizes 107 through 407. Mounts to standard reducer--no modifications required. Other output features are also available. *

Power 1/4 to 100 HP
Ratio 5:1 to 25:1

* All Screw Conveyor Packages consist of an adapter kit and a screw conveyor drive shaft that meets CEMA dimensions.




Features & Benefits

- ▶ 25° gear pressure angle on HSM
~ For higher ratings and maximum torque
- ▶ Cycloidal speed reduction technology for Cyclo® BBB4 and Cyclo® HBB
~ High torque density and compact size
- ▶ CEMA standard screw conveyor options
~ Screw Conveyor Kits available for Cyclo® BBB4, Cyclo® HBB and HSM products
- ▶ Double output seals for Cyclo® BBB4 and Cyclo® HBB
~ Virtually leak-free operation and optimal protection from lubrication contamination

Screw Conveyor Applications

From Top Left (Clockwise): Cyclo® BBB4 in Grain Handling, HSM in Food Processing, Cyclo® HBB in Wastewater Handling and Cyclo® BBB4 in Petfood Processing.



Screw Conveyor Options are Ideal for:

- Forestry
- Grain Handling
- Wastewater Treatment
- Food & Beverage
- Animal and Pet Feed
- Mining